
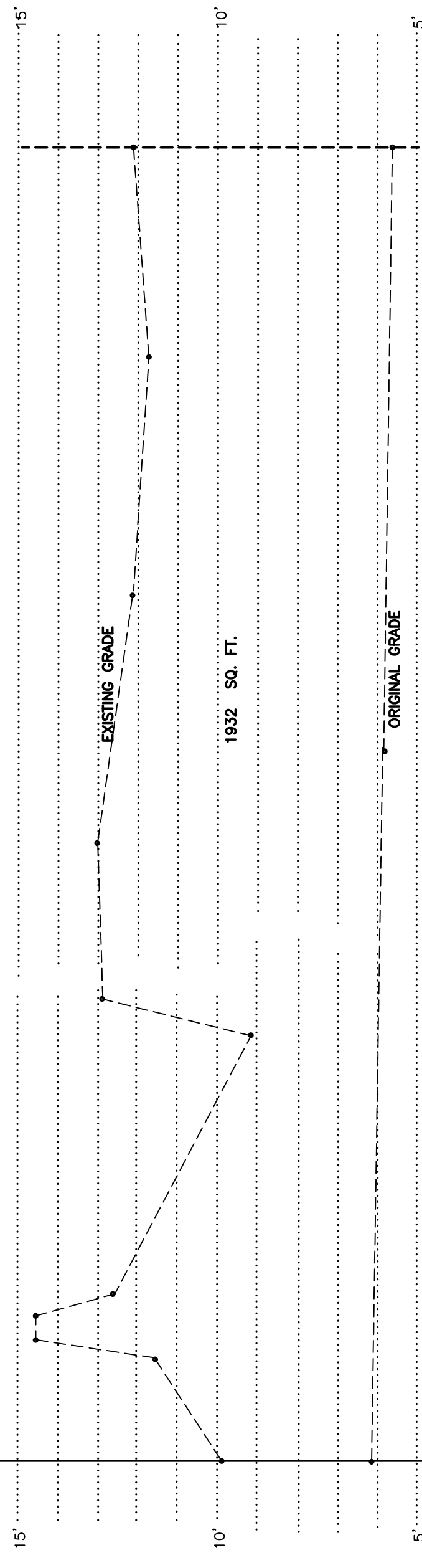


144,115 CU. FT.



126,831 CU. FT.

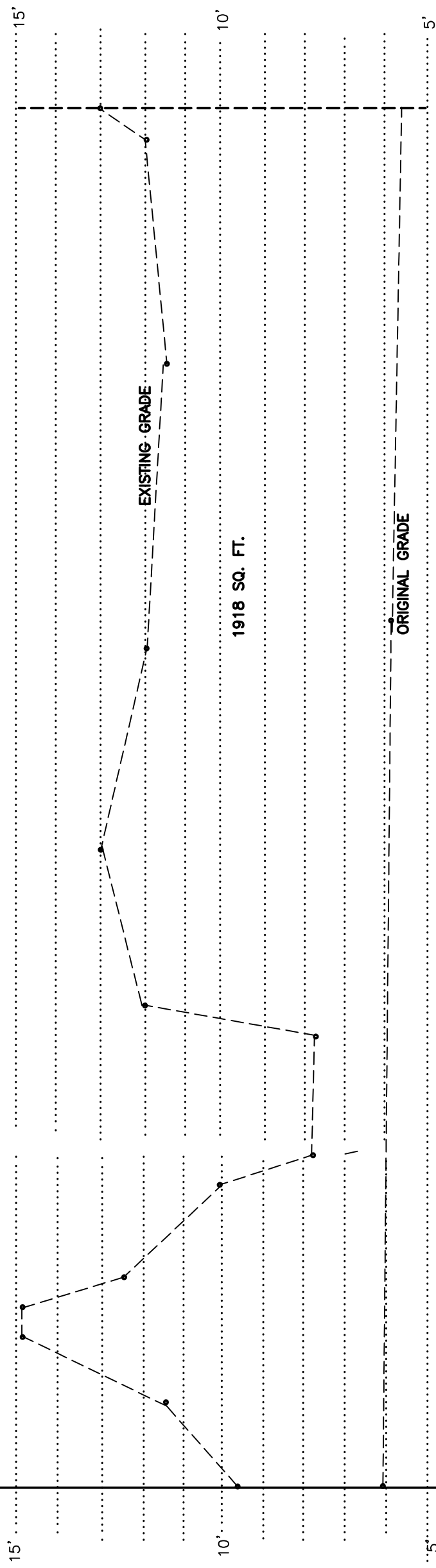


TOTAL CROSS SECTIONS= 488,405.5 CU. FT.
 EXTRA PILE "H"= 900.0 CU. FT.
 ----- 489,305.5 CU. FT.
 18,122.4 CU. YDS.


24,062.5 CU. FT.

PREPARED FOR COMPUTATIONS OF VOLUMES ONLY
 PRELIMINARY/FOR INFORMATION ONLY


VERTICAL SCALE 1"=3'




72,440 CU. FT.



80,950 CU. FT.



40,007 CU. FT.



MOREHEAD BEAUFORT YACHT BASIN
 SPOIL SITE

NOVEMBER 10, 2008 SCALES AS INDICATED

HORIZONTAL SCALE 1"=30'

PREPARED BY
 POWELL SURVEYING, P. A.
 P. O. BOX 616 (415 LIVE OAK ST.), BEAUFORT, N. C. 28516
 TEL. (919) 728-4235 FAX. (919) 728-2603